

Active/Cooperative Activity 2

Who Knows?

Number of people: Any group size

Materials: Teacher-prepared question cards or worksheets (see '**Resources**' week 1)

Time: 20+ minutes depending on group size

Overview: A tremendous way for students to work as a group and share and discover knowledge

NEEDS-FOCUSED LESSONS™ RESOURCES WEEK 1

Who knows?

Ask your learning partner ONE question from your sheet. Write their name in the question box. When they have checked your sheet you must answer ONE of the questions from their sheet. When you have both answered a question, thank each other and raise your hand to find another partner.

Type question here Name _____	Type question here Name _____
Type question here	Type question here

Directions:

1. Pupils start the activity in pairs and are given a sheet of question cards (see '**Resources**' week 1).
2. Partner One asks partner two questions from his/her question sheet. Partner Two answers ONE question only and Partner One fills in their name on his/her sheet under the relevant question.
3. Partner Two checks and initials the question card and then asks Partner One a question from his/her sheet in the same way. Both partners thank each other appropriately.

4. On completion of this first round both partners then put one hand in the air to signal they are looking for a new partner. Once they have each found someone new, they repeat the two-way questioning, giving each other ONE answer each, before thanking each other and moving to a new partner.
5. Students repeat steps 1-4 until they have managed to get answers to all the questions on their sheets. Once they've completed their sheets, students sit down and complete a suitable 'early finisher' activity but may be still approached by other students still working on their question sheets.
6. Students can either feedback as one group or can form sub-groups to discuss their answers before feeding back.

NOTE:

A 'Question Card' template is provided in the '**Resources**' week 1. Simply type a separate suitable subject-based question in each box and photocopy one whole sheet for each pupil.



Who knows?

Ask your learning partner ONE question from your sheet. Write their name in the question box. When they have checked your sheet you must answer ONE of the questions from their sheet. When you have both answered a question, thank each other and raise your hand to find another partner.

Type question here

Name_____

Type question here

Name_____

Type question here

Name_____

Type question here

Name_____

Type question here

Name_____

Type question here

Name_____

Type question here

Name_____

Type question here

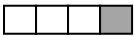
Name_____



Who knows? - Example


Ask your learning partner ONE question from your sheet. Write their name in the question box. When they have checked your sheet you must answer ONE of the questions from their sheet. When you have both answered a question, thank each other and raise your hand to find another partner.

What fraction is shaded?




Name _____

What fraction is shaded?



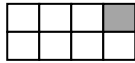
Name _____

What fraction is shaded?




Name _____

What fraction is shaded?




Name _____

What fraction is shaded?




Name _____

What fraction is shaded?



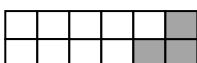
Name _____

What fraction is shaded?



Name _____

What fraction is shaded?



Name _____